



GFE-REM-IND-A

MANUAL - 02/2017

Addressable Remote Indicator

MADE IN PORTUGAL - EU

GLOBAL FIRE EQUIPMENT S.A.

Sítio dos Barrabés, Armazém Nave Y, Caixa Postal 908-Z, 8150-016 São Brás de Alportel - PORTUGAL

Tel: +351 289 896 560 • Sales: sales@globalfire.pt • Technical Support: techs@globalfire.pt • www.globalfire.pt

TECHNICAL SPECIFICATIONS

SUPPLY VOLTAGE	Loop Powered - 20 V to 30 V DC
LOOP CURRENT - Remote Indicator	0.12 mA (Quiescent) - 2.5 mA (LED ON)
LOOP CURRENT - IO	0.625 mA (Quiescent) - 2.5 mA (LED ON)
MAX. CABLE SIZE	2.5 mm ²
COLOUR / CASE MATERIAL	White / ABS
OPER. TEMPERATURE / MAX. HUMIDITY	-10°C to 50°C / 95% RH Non-Condensing
DIMENSIONS / WEIGHT	86 (D) x 86 (W) x 25 (H) mm / 60 g Boxed

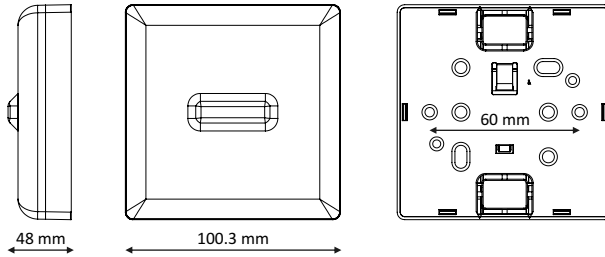
ORDER CODE

DESCRIPTION

GFE-REM-IND-A

ADDRESSABLE REMOTE INDICATOR

MECHANICAL SPECIFICATION




OPERATION

Mode of operation is selected via D.I.L switch 8. When this switch is in the OFF position, the REMOTE INDICATOR mode is selected. In this mode, the unit should share the same address as one of GFE's analogue addressable fire detector, where both units are installed within the same loop and whenever the detector is in alarm, the associated remote indicator will be turned ON by the panel.

When D.I.L switch 8 is in the ON position, the IO mode is selected. In this particular mode, the unit takes one address from the loop and its device type will be I/O unit. It should be included within an I/O group and assigned to either a device or a zone. Whenever the associated device or ZONE is in FIRE condition, the GFE-REM-IND-A included within the assigned I/O group will be activated.

CONNECTIONS



D.I.L. SWITCHES CONFIGURATION



Switches 1-7

Used to configure the module's address

Switch 8






























































































































OFF: Remote Indicator ON I/O Unit

Address Switches

Binary Weights

1 ON = 1 4 ON = 8 7 ON = 64
 2 ON = 2 5 ON = 16
 3 ON = 4 6 ON = 32

ADDRESS SETTINGS

							
01	02	03	04	05	06	07	08
							
09	10	11	12	13	14	15	16
							
17	18	19	20	21	22	23	24
							
25	26	27	28	29	30	31	32
							
33	34	35	36	37	38	39	40
							
41	42	43	44	45	46	47	48
							
49	50	51	52	53	54	55	56
							
57	58	59	60	61	62	63	64
							
65	66	67	68	69	70	71	72
							
73	74	75	76	77	78	79	80
							
81	82	83	84	85	86	87	88
							
89	90	91	92	93	94	95	96
							
97	98	99	100	101	102	103	104
							
105	106	107	108	109	110	111	112
							
113	114	115	116	117	118	119	120
							
121	122	123	124	125			